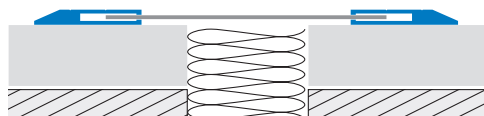




**copritec™ CPM**

**INSTALLATION:**

- Place the custom-made profile plate within the fixing modules leaving the necessary space for dilatation.
- Fix the lateral profiles at the required width, as per reported drawing, with screws and dowels or using a suitable adhesive.
- It is advisable to put a small quantity of silicone in the fixing modules before inserting the plate.



**COPRITEC CPM 450 AS Aluminium anodized silver**

Silver anodised aluminium fixing strips designed to hold the system firmly to the substrate while allowing movement in the cover plate.

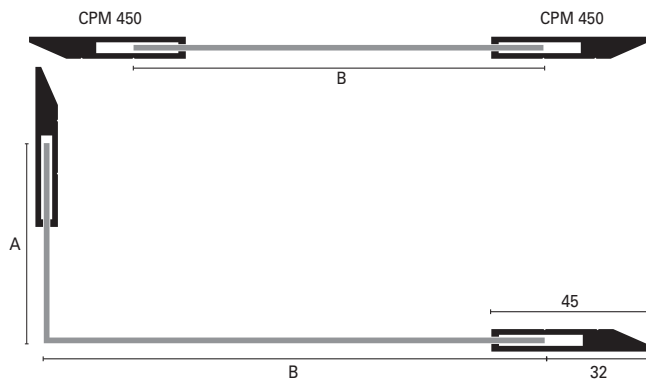
**COPRITEC CPM\* AS Insert in aluminium anodized silver**

The cover plate is custom-made to customer requirements.


To calculate the size of the cover plate allow 8 mm of expansion within each of the fixing strips (CPM 450 AS) and consider the dimension of 32 mm specified in the drawing as starting "0" point.

The cover plate can be supplied flat (B dimension only) or as an "L" shape (A & B dimensions required).

Modular expansion joint covers, patented custom-made according to the required widths. Particularly suitable as expansion joint covers for walls or ceilings, supplied both in the flat and in the corner version. This profile consists of two lateral elements which work both as fixing system, with screws and dowels, and as restraining and movement devices for the aluminium profile, which is custom-made according to the required width. Supplied in Silver anodised aluminium.



Illustrated scale dimension 1:2



	<b>B=mm</b>	<b>Finish</b>	<b>Art.</b>		
Material: Extruded Anodised aluminium	45	Aluminium Silver	CPM	450	AS
Finish: Silver (AS)					
Length: 2,70 metres					

	<b>mm</b>	<b>Finish</b>	<b>Art.</b>	
Material: Aluminium laminate anodized	B AxB	Aluminium Silver Flat Aluminium Silver Corner	CPML CPMP	AS AS
Finish: Silver (AS)				
Length: 2,70 metres				